

**Report  
On  
Green Audit  
At  
Nashik Gramin Shikshan Prasarak Mandals  
Brahma Valley Institute of Management, Anjneri, Nashik  
(Year 2018-19)**



Prepared by  
**Nutan Urja Solutions**  
A 703, Balaji Witefield, Near Sunni's World,  
Sus Road, Sus, Pune 411 021  
Phone: 83568 18381. Email: [nutanurja.solutions@gmail.com](mailto:nutanurja.solutions@gmail.com)

## Contents

Acknowledgement .....	2
Executive Summary .....	3
Abbreviations .....	5
1. Introduction.....	6
1.1 Objectives.....	6
1.2 Audit methodology.....	6
2. Study of Electrical Energy Consumption .....	7
3. Carbon Foot printing.....	9
4. Study of usage of alternate energy.....	11
5. Study of Rain Water Harvesting.....	12
6. Study of Waste Management .....	13
6.1 Solid Waste Management.....	13
6.2 e-Waste Management.....	13
7. Study of Green Practices.....	14
7.1 No of students who don't use own Vehicle for coming to Institute.....	14
7.2 Usage of Public Transport.....	14
7.3 Pedestrian Friendly Roads.....	14
7.4 Plastic Free Campus .....	14
7.5 Paperless Office.....	15
7.6 Green Landscaping with Trees and Plants .....	15

## **Acknowledgement**

We at Nutan Urja Solutions, Pune, express our sincere gratitude to the management of Nashik Gramin Shikshan Prasarak Mandals Brahma Valley Institute of Management, Anjneri, Nashik for awarding us the assignment of Green Audit of their college premises.

We are also thankful to various Head of Departments & other Staff members for helping us during the field measurements.

We hope that the recommendations stated in this report will be useful and worthy of discussions to take things forward to help implementation of energy conservation measures and green practices. While we have made every attempt to adhere to high quality standards, in both data collection and analysis through the report, we would welcome your suggestions so as to improve upon this report further.

## Executive Summary

Nashik Gramin Shikshan Prasarak Mandals Brahma Valley Institute of Management, Anjneri, Nashik is conducted by Nutan Urja Solutions, Pune. Based On the audit field study, following important points can be presented.

### 1. Present Energy Consumption

Green Audit of Nashik Gramin Shikshan Prasarak Mandals Brahma Valley Institute of Management, Anjneri, Nashik uses Electrical Energy as the source of Energy for various equipment in the college campus. In the following Table, we present the details of Energy Consumption.

**Table no 1: Details of energy consumption**

Sr no	Parameter	Energy consumed, (Units)	CO2 Emission (MT)
1	Maximum	39,650	31.72
2	Minimum	14,214	11.37
3	Average	28,434	22.75
4	Total	3,41,203	272.96

### 2. Various Measures Adopted for Energy Conservation

1. Usage of LED lights at some indoor locations
2. Usage of LED Lights for outdoor lighting.

### 3. Usage of Renewable Energy

The collage has installed Solar Thermal Hot Water System.

### 4. Rain Water Harvesting

The College has installed the Rainwater harvesting project, to reduce dependency on municipal corporation water supply.

### 5. Waste Management

The College has already installed a Bio composting Plant, wherein, the bio-degradable waste is composted & is used as fertilizer for the garden.

The internal communication is through emails and there is hardly any generation of e-Waste in the premises.

## **6. Notes and Assumptions**

1. Daily working hours-10 Nos
2. Annual working Days-250 Nos
3. Average Rate of Electrical Energy : **Rs 11/- per kWh**

## **Abbreviations**

CFL	: Compact Fluorescent Lamp
FTL	: Fluorescent Tube Light
LED	: Light Emitting Diode
V	: Voltage
I	: Current
kW	: Kilo- Watt
kWh	: kilo-Watt Hour
kVA	: Active Power

## **1. Introduction**

Brahma Valley Educational Campus is located in the outskirts of Anjaneri, (Trimbakeshwar High-Way Nashik ) comprising a sprawling campus of about 35 acres land. The campus is situated in the valley surrounded by hills & reflects the beauty of nature. This place is also known as the birth place of Lord Hanuman and is close to Trimbakeshwar Temple which is one of the 12 Jyotirlingas of Lord Shiva which adds to the holiness and beauty of this area.

Brahma Valley Institute of Management has achieved strong growth and reputation in a very short time. The college has students joining from all over the state and beyond .The students are all very enthusiastic. College has a dynamic faculty to cater to their needs. Braham Valley Institute of Management is preparing competent professional managers. The academic quality of the institute is the vital factor and creative learning is provided by experienced faculty.

### **1.1 Objectives**

1. To study present level of Energy Consumption
2. To Study the present CO<sub>2</sub> emissions
3. To assess the various equipment/facilities from Energy efficiency aspect
4. To measure various Electrical parameters
5. To study Scope for usage of Renewable Energy
6. To study various measures to reduce the Energy Consumption

### **1.2 Audit methodology**

1. Study of connected load
2. Study of various Electrical parameters
3. To prepare the Report with various Encon measures with payback analysis

## 2. Study of Electrical Energy Consumption

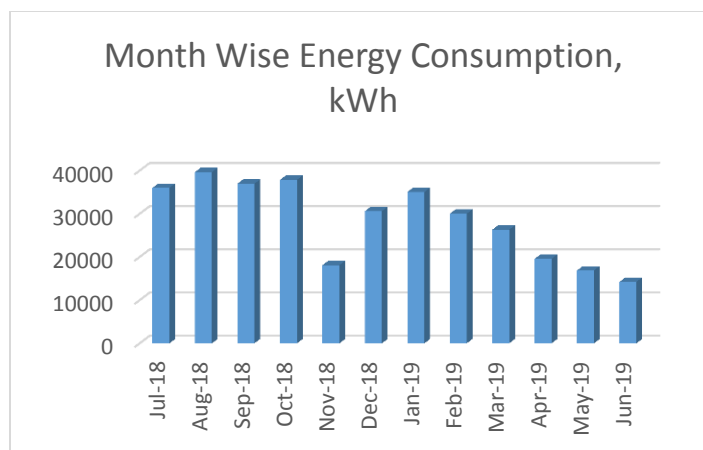
In this chapter, electricity bills are studied for the analysis of electrical energy consumption. Nashik Gramin Shikshan Prasarak Mandals Brahma Valley Institute of Management, Anjneri, Nashik is situated in Brahma Valley Educational Campus. Entire Campus is having single energy meter for all institutes situated in campus. The bill analysis is carried for electricity bills of entire campus.

**Table no 2.1: Summary of electricity bills**

<b>No</b>	<b>Month</b>	<b>Energy (kWh)</b>	<b>Bill Amount (Rs)</b>
1	Jun-19	14214	141220
2	May-19	16868	168370
3	Apr-19	19567	198868
4	Mar-19	26305	260502
5	Feb-19	30022	296941
6	Jan-19	35051	349994
7	Dec-18	30618	306737
8	Nov-18	18106	179085
9	Oct-18	37846	376494
10	Sep-18	36966	411615
11	Aug-18	39650	429063
12	Jul-18	35990	382062
	<b>Total</b>	<b>3,41,203</b>	<b>35,00,951</b>

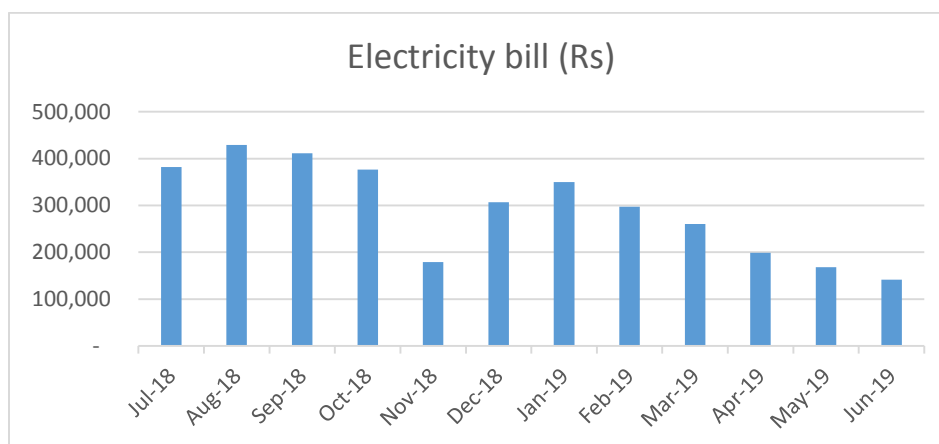
Variation in energy consumption is as follows,





**Figure 2.1: Month wise energy consumption**

Monthly variation in electricity bill is as follows,



**Figure 2.2: Month wise electricity bill**

Key observations of electricity bill are as follows,

**Table no 2.2: Key observations**

Sr no	Parameter	Energy consumed, (Units)	CO2 Emission (MT)
1	Maximum	39,650	31.72
2	Minimum	14,214	11.37
3	Average	28,434	22.75
4	Total	3,41,203	272.96

### 3. Carbon Foot printing

**1. A Carbon Foot print** is defined as the Total Greenhouse Gas emissions (CO<sub>2</sub> emissions), emitted due to various activities. In this we compute the emissions of Carbon-Di-Oxide, by usage of the various form of Electrical Energy used by the College for performing its day to day activities

#### **2. Basis for computation of CO<sub>2</sub> Emissions:**

The basis of Calculation for CO<sub>2</sub> emissions due to Electrical Energy is as under

- 1 Unit (kWh) of Electrical Energy releases **0.8 Kg of CO<sub>2</sub>** into atmosphere.

Based on the above Data we compute the CO<sub>2</sub> emissions which are being released in to the atmosphere by the College due to its Day to Day operations

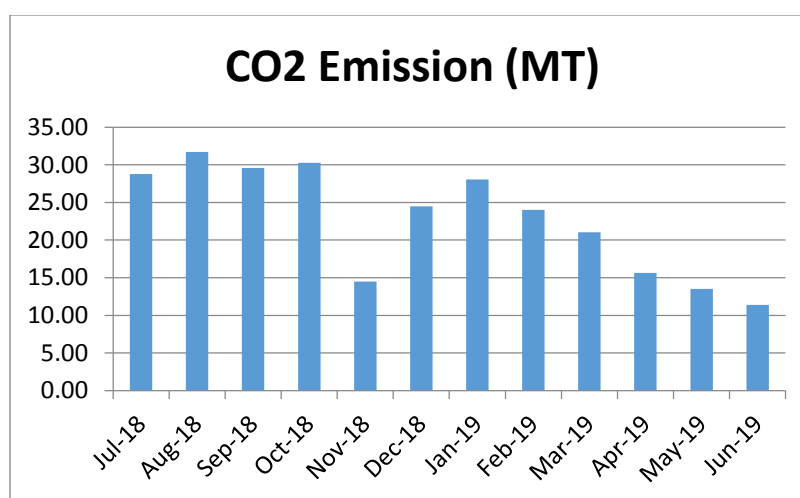
Nashik Gramin Shikshan Prasarak Mandals Brahma Valley Institute of Management, Anjneri, Nashik is situated in Brahma Valley Educational Campus. Entire Campus is having single energy meter for all institutes situated in campus. CO<sub>2</sub> emissions due to Electrical Energy is calculated for entire campus.

We herewith furnish the details of various forms of Energy consumption as under

**Table 3.1: Month wise Consumption of Electrical Energy & CO2 Emissions**

No	Month	Energy Consumed, kWh	CO2 Emissions, MT
1	Jun-19	14214	11.37
2	May-19	16868	13.49
3	Apr-19	19567	15.65
4	Mar-19	26305	21.04
5	Feb-19	30022	24.02
6	Jan-19	35051	28.04
7	Dec-18	30618	24.49
8	Nov-18	18106	14.48
9	Oct-18	37846	30.28
10	Sep-18	36966	29.57
11	Aug-18	39650	31.72
12	Jul-18	35990	28.79
	<b>Total</b>	<b>3,41,203</b>	<b>272.96</b>

In the following Chart we present the CO2 emissions due to usage of Electrical Energy.



**Figure 3.1: Month wise CO2 Emission**

#### **4. Study of usage of alternate energy**

In this Chapter, we study the Usage of Alternate/Renewable Energy to Annual Energy Requirement of the College. The Brahma valley campus has installed Roof Top solar thermal hot water system of 2000 liters capacity. The college have also installed 5 nos of solar PV street lights.

##### **Photograph of Solar Thermal Hot Water System**



## **5. Study of Rain Water Harvesting**

The College has already installed Rain Water Harvesting project, wherein the rain water falling on the terrace is collected and through pipes it is fed to Water Storage. This stored water is then reused for domestic purpose.

### **Photograph of Rain Water Harvesting**



## **6. Study of Waste Management**

### **6.1 Solid Waste Management**

The College has already installed a Bio composting Plant, wherein, the bio-degradable waste is composted & is used as fertilizer for the garden.

For canteen waste, college has installed biogas plant. Kitchen and other wastes (leftover cooked food (veg and non-veg), vegetable wastes are fed to biogas plant. The biogas generated is then used for cooking. Total capacity of biogas plant is 500 liters by volume. The college has more potential to for such biogas plant. The college is recommended to install more such plants with higher capacity.

#### **Photograph of Biogas Plant**



### **6.2 e-Waste Management**

The internal communication is through emails and hence there is hardly any generation of e-Waste in the premises.

## **7. Study of Green Practices**

### **7.1 No of students who don't use own Vehicle for coming to Institute**

Out of total students coming to Institute, about 60% students use own Automobile.

### **7.2 Usage of Public Transport**

During the Students transport study, it was revealed that the local students who are residing near areas make use of Public Transport like Municipal Transport local buses, local sharing type auto rickshaws. Some students use bicycles. Institute encourages students to not to use automobiles.

### **7.3 Pedestrian Friendly Roads**

The Institute has well defined pedestrian foot paths as to facilitate the easy movement of the students within the campus.

#### **Photograph of Road within campus**



### **7.4 Plastic Free Campus**

The Institute is an active participant in the Government of India's most prestigious project of SWATCHH BHART ABHIYAN. The Institute has displayed boards in the Campus, to make the campus plastic free. Various measures adopted for this purpose are as follows

- Installation of Separate waste bins for Dry waste & wet waste
- Usage of paper tea cups in the Institute canteen

- Display of boards in the campus for Plastic Free campus

### **7.5 Paperless Office**

The internal communication of the Institute is through the Internet. There are hardly any day to day operations, where printing is required.

### **7.6 Green Landscaping with Trees and Plants**

The Institute has beautiful maintained Garden.



**Figure 7.1: Beautiful maintained Garden of college**